



Offer 351199
DUPLO DC 615 PRO from 2008
Gatherer Collators



Offer Details

| | |
|------------------------------------|------------------|
| Offer Number: | 351199 |
| Brand: | DUPLO |
| Model: | DC 615 Pro |
| Manufacturer | DUPLO |
| Condition: | Good |
| Year: | 2008 |
| Incoterm: | Load On Truck |
| Cylinders Condition: | |
| Under Power: | Yes |
| Still in production: | Yes |
| Test possible: | Yes |
| Complete and in working condition: | Yes |
| Availability: | |
| Counter: | |
| Machine number: | |
| Description: | Standard machine |

Technical details

| | |
|---------------------|---|
| Max. signature size | 650x320 mm |
| Min. signature size | 210x210 mm |
| Power consumption | 3 kw |
| HS Code | 84439959 HS Codes Classification of Other |

PRICE: Upon request

Images



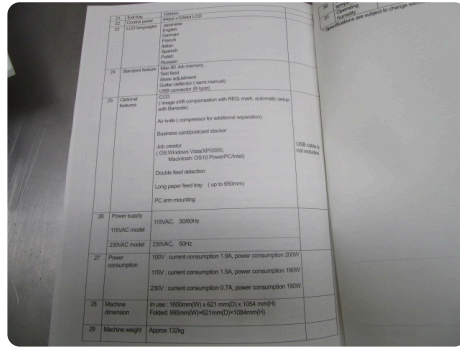



Table 5 Specifications

| | | | |
|----|-----------------|--|---|
| 1 | Model name | DC-615 | |
| 2 | Product | Slitter/Cut/Creaser (3-in-1) | |
| 3 | Color | Red, white | |
| 4 | Weight | 150kg | |
| 5 | Dimensions (mm) | Width: 215 mm, Depth: 300 mm, Height: 1100 mm | |
| 6 | Capacity | Maximum sheet size: 1100 mm (width) x 1650 mm (length) | |
| 7 | Material | Standard: 60-100 gsm, 100-150 gsm, 150-200 gsm, 200-250 gsm, 250-300 gsm, 300-350 gsm, 350-400 gsm, 400-450 gsm, 450-500 gsm, 500-550 gsm, 550-600 gsm, 600-650 gsm, 650-700 gsm, 700-750 gsm, 750-800 gsm, 800-850 gsm, 850-900 gsm, 900-950 gsm, 950-1000 gsm, 1000-1100 gsm, 1100-1200 gsm, 1200-1300 gsm, 1300-1400 gsm, 1400-1500 gsm, 1500-1600 gsm, 1600-1700 gsm, 1700-1800 gsm, 1800-1900 gsm, 1900-2000 gsm, 2000-2100 gsm, 2100-2200 gsm, 2200-2300 gsm, 2300-2400 gsm, 2400-2500 gsm, 2500-2600 gsm, 2600-2700 gsm, 2700-2800 gsm, 2800-2900 gsm, 2900-3000 gsm, 3000-3100 gsm, 3100-3200 gsm, 3200-3300 gsm, 3300-3400 gsm, 3400-3500 gsm, 3500-3600 gsm, 3600-3700 gsm, 3700-3800 gsm, 3800-3900 gsm, 3900-4000 gsm, 4000-4100 gsm, 4100-4200 gsm, 4200-4300 gsm, 4300-4400 gsm, 4400-4500 gsm, 4500-4600 gsm, 4600-4700 gsm, 4700-4800 gsm, 4800-4900 gsm, 4900-5000 gsm, 5000-5100 gsm, 5100-5200 gsm, 5200-5300 gsm, 5300-5400 gsm, 5400-5500 gsm, 5500-5600 gsm, 5600-5700 gsm, 5700-5800 gsm, 5800-5900 gsm, 5900-6000 gsm, 6000-6100 gsm, 6100-6200 gsm, 6200-6300 gsm, 6300-6400 gsm, 6400-6500 gsm, 6500-6600 gsm, 6600-6700 gsm, 6700-6800 gsm, 6800-6900 gsm, 6900-7000 gsm, 7000-7100 gsm, 7100-7200 gsm, 7200-7300 gsm, 7300-7400 gsm, 7400-7500 gsm, 7500-7600 gsm, 7600-7700 gsm, 7700-7800 gsm, 7800-7900 gsm, 7900-8000 gsm, 8000-8100 gsm, 8100-8200 gsm, 8200-8300 gsm, 8300-8400 gsm, 8400-8500 gsm, 8500-8600 gsm, 8600-8700 gsm, 8700-8800 gsm, 8800-8900 gsm, 8900-9000 gsm, 9000-9100 gsm, 9100-9200 gsm, 9200-9300 gsm, 9300-9400 gsm, 9400-9500 gsm, 9500-9600 gsm, 9600-9700 gsm, 9700-9800 gsm, 9800-9900 gsm, 9900-10000 gsm | Paper cut: 1100 mm (width) x 1650 mm (length) |
| 8 | Speed | 1000 sheets per hour (A4, 100 gsm) | |
| 9 | Accuracy | ±0.1 mm (width), ±0.1 mm (length), ±0.1 mm (depth) | |
| 10 | Margin | Left: 10 mm, Right: 10 mm, Top: 10 mm, Bottom: 10 mm | |
| 11 | Cut | 1000 sheets per hour (A4, 100 gsm) | |
| 12 | Crease | 1000 sheets per hour (A4, 100 gsm) | |
| 13 | Crease depth | 3 mm (from control panel) | |



Contact: +49 172-371-8407 Email: